



SUBJECT

Loading/Saving on CPC 104

EFFECTIVE DATE

May 9, 2006

S.O.P. NUMBER

HEI-104

DATE REVISED

Mar 24, 2008

PAGE

1





OF

1






Standard Operating Procedure

This SOP outlines how to transfer data between LithoTel's On-Line Job Card and Heidelberg's 104 Console.

Saving the Consoles Current Key Settings to the Job Card

1. Press **Data Transfer** 
2. Press **Current Job in Press Memory** 
3. Press **Select Job Memory Card**  (ensure position 1 is selected)
4. Press **Entry Confirmation** 

Loading Key Settings from the Job Card into the Console

1. Press **Data Transfer** 
2. Press **Load from Card**  (ensure position 1 is selected)
3. Press **Load to Console Memory** 
4. Press **Entry Confirmation** 
5. Press **Positioning** 
6. Select the Job (1 through 5) that you would like to position to the Keys
7. Press **Entry Confirmation** 