



SUBJECT

**Loading/Saving on CPC 102/103**

EFFECTIVE DATE

**Nov 8, 2006**

S.O.P. NUMBER

**HEI-102**

DATE REVISED

**Mar 24, 2008**

PAGE

**1**





OF

**1**




## **Standard Operating Procedure**

This SOP outlines how to transfer data between LithoTel's On-Line Job Card and Heidelberg's 102/103 Consoles.

### **Saving the Consoles Current Key Settings to the Job Card**

1. Press **Store** 
2. Press **Input** 
3. Press **Record Job** 
4. Press **Input** 

### **Loading Key Settings from the Job Card into the Console**

1. Press **Read In Job** (ensure position 1 is selected) 
2. Press **Input** – wait until all the unit lights flash 
3. Press **Positioning** 
4. Press **Input** 